

# AcuLink 710

## Data Acquisition Server



### FEATURES

- Access energy information from local or remote sites
- View real time performance data
- Track energy use and peak demand
- LEED/ Energy start certification



ISO9001 Certified

**ACCUEENERGY**

Shop for Power Metering products online at: [www.PowerMeterStore.ca](http://www.PowerMeterStore.ca) 1.800.561.8187

## DESCRIPTION

Accuenergy's AcuLink 710 is an intelligent, flexible data acquisition server and gateway allowing users to collect energy data from all Accuenergy meters, sensors and other devices. Designed to connect with IP-based applications such as enterprise energy management, demand response and smart grid programs, the AcuLink gateway lets you connect thousands of energy metering points, benchmark energy usage and reduce energy cost.

### Embedded Solution

The compact size and industrial temperature range (-30 to 70°C) makes this a perfect solution for embedded applications. AcuLink 710 effectively reduces development and integration time by collecting and distributing power and energy information directly from meters to destinations.

### Data Collection and Distribution

The AcuLink collects and logs time-stamped data from connected downstream devices (serial or Ethernet), and stores locally in non-volatile memory until the next scheduled upload or manual download. Using an Ethernet (LAN) connection you can push or pull data via HTTP, XML and FTP standard protocols or to USB flash drive locally.

### Installation & Features

No software is required. All information can be easily accessed via web browser. There are several additional features including alarming, SNMP traps, network configuration, wireless diagnostics, USB, security provisions and backlit LCD. Integrated meter driver library is designed to speed up installation and low integration costs by making the entire connecting process "plug-and play".


### Compatibility

The AcuLink is compatible with Accuenergy's web-based energy management system solution, AcuEMS, and virtually any other front-end software platform allowing customer to use a variety of reporting tools, whether it is a local server or an enterprise wide reporting suite.



## TYPICAL SOLUTIONS

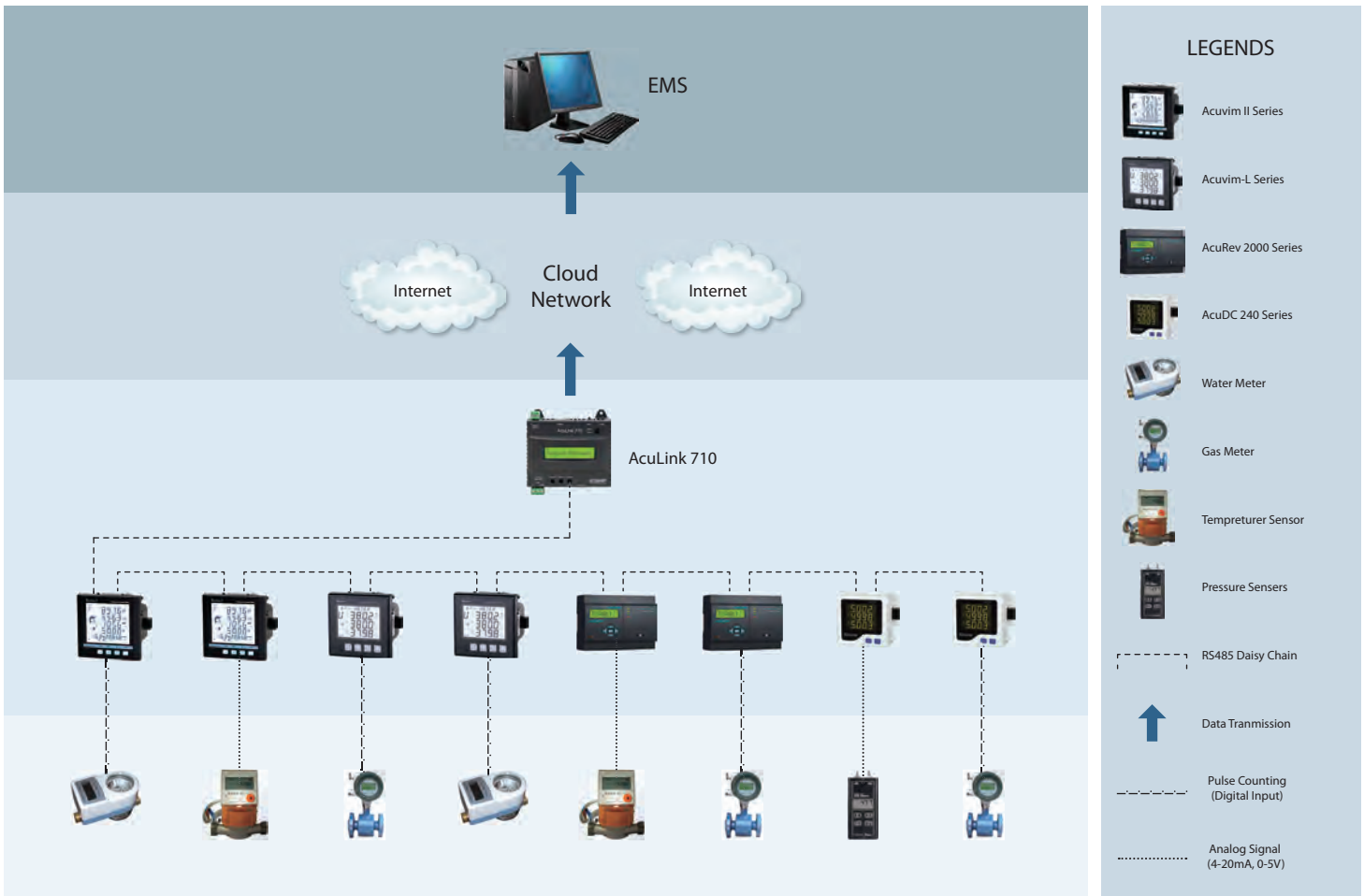
- Industrial Plant
- Mall
- Hospital
- Data center
- Subway, railway system
- School/Campus
- Smart Building



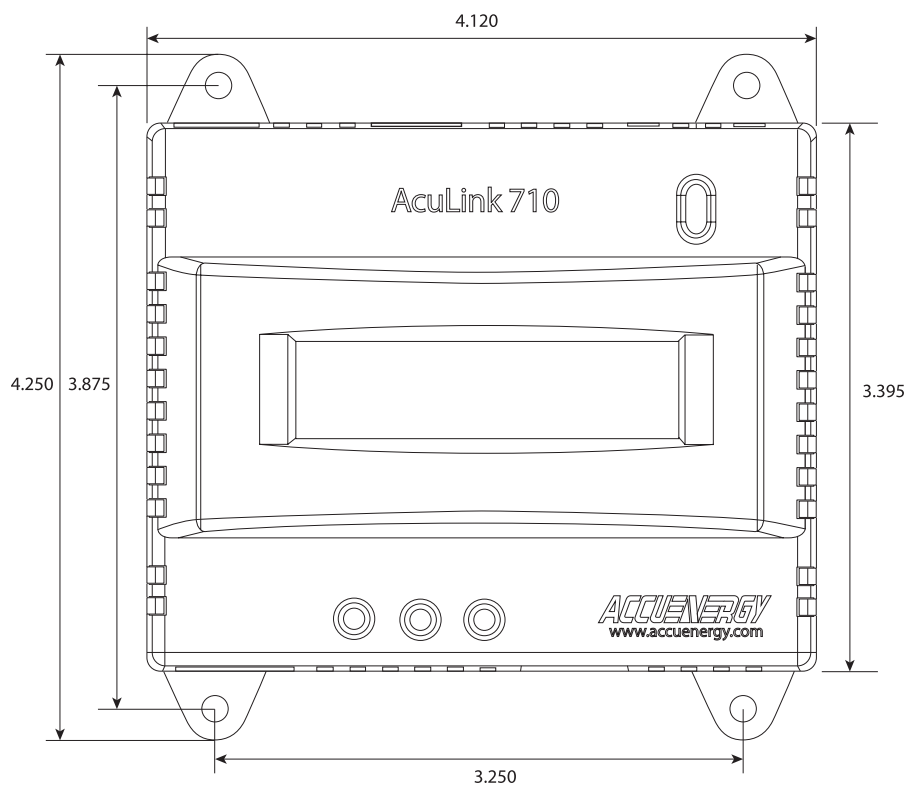
## FEATURES, BENEFITS AND APPLICATIONS

- Connect between backend meters and servers, and present information in front end.
- Access energy information from local or remote sites.
- View real time performance data.
- Push or pull meter data to energy dashboards, kiosks and software applications.
- Monitor renewable energy performance and production.
- Monitor performance of critical systems such as lighting, HVAC, PDUs, inverters, etc.
- Track energy use and peak demand.
- Alarm notification for data points above or below target levels including SNMP Traps.
- Measurement and verification (M&V).
- LEED/ Energy start certification.

# ARCHITECTURE DIAGRAMS



# DIMENSIONS



## SPECIFICATIONS

### HARDWARE SPECIFICATIONS

Processor	ARM9 embedded CPU
Operating System	Linux 2.6
Memory	32 MB RAM
Flash ROM	16 MB NOR Flash (expandable with USB memory device)
Interval Recording	1 to 60 minutes, user selectable (default 15 minutes)
LEDs	Ethernet, Modbus TX/RX, power, alarm
Console	2 x 16 LCD character, two push buttons

### POWER

Power Supply	24VDC, 500mA <small>*This unit is to be sourced by a Class 2 power supply with the following output: 24VDC, 500mA min not to exceed 8A</small>
Isolation	RJ45 Ethernet and RS-485 port are isolated to 1500VDC from the main board. (Power and USB non-isolated)

### COMMUNICATION

Protocols	Modbus/RTU, Modbus/TCP, TCP/IP, PPP, HTTP/HTML, FTP, NTP, XML, SNMP-Trap
LAN	RJ45 10/100 Ethernet, full half duplex, auto polarity
USB	USB expansion port

### INPUTS

Serial Port	RS-485 Modbus, supports up to 32 external devices (expandable)
-------------	--

### PHYSICAL

Weight	0.42lbs (0.19kg)
Size	4" x 4.25" x 2" (102mm x 108mm x 51mm)

### ENVIRONMENT

North America	-30 to 70C, 95% RH, non-condensing
---------------	------------------------------------

### CODES AND STANDARDS

FCC CFR 47 Part 15, Class A, EN 61000, EN 61326, CE, UL61010 Recognized
---

## ORDERING INFORMATION

Part Number: **AcuLink 710**

Accessories: **Power Supply**

