



# Field Mount Motor Control Device

## H40 Series



H40

### SPECIFICATIONS

**5 Year**  
Warranty

Operating Temperature Range	-15°C to 50°C (5° to 122°F)
Operating Humidity Range	0-95% RH non-condensing
Frequency Range	50-60 Hz
Agency Approvals	UL 508 closed type device listing, CAT III, pollution degree 2, basic insulation
Wire to Relay Contacts H40NEXA, H40MEXX	Use 12 AWG (3.3 mm <sup>2</sup> ) or larger wire
H40BAXA, H40AAXX	Use 16 AWG (1.3 mm <sup>2</sup> ) or larger wire
Low Voltage Terminal Block Wire Size	24-14 AWG (0.2 to 2.1 mm <sup>2</sup> )
Low Voltage Terminal Block Torque	3.5 to 4.4 in-lbs (0.4 to 0.5 N-m)
<b>RELAY</b>	
Relay Contact Ratings H40NEXA	16A@120/250VAC, 12A@277VAC, 1HP@120VAC, 8A@28VDC
H40MEXX	16A@120/277VAC, 1HP@ 120VAC, 2HP@277VAC, 16A@28VDC
H40BAXA	10A@120/240/277VAC, 1/3HP@120VAC, 8A@28VDC
H40AAXX	10A@120/240/277VAC, 1/3HP@120VAC, 10A@28VDC
Relay Coil Ratings H40MEXX, H40NEXA	24VDC 45mA nom.; 24VAC 78mA nom.; Class 2*
H40AAXX, H40BAXA	10-30VAC@24-38mA; 10-30VDC@10-16mA; Class 2*

\* In addition, coil input from other sources may be used as detailed in NEC 2014, Article 725.121.

Do not use the LED status indicators as evidence of applied voltage.

## Line and Low Voltage Separated Fractional Motor Status with Command Relay

### FEATURES

- Separate high and low voltage sections...fast and economical installation by low voltage electricians
- Combines command relay, and HOA switch\*\* in a single series circuit...one line connection for three devices
- Remote mounted enclosure removes the need to cram multiple devices into a junction box
- HOA provides true relay control...ideal for troubleshooting control wiring
- SPST relay is field-selectable for N.O. or N.C. operation (some models)
- 5-year warranty

\*\*Some models.

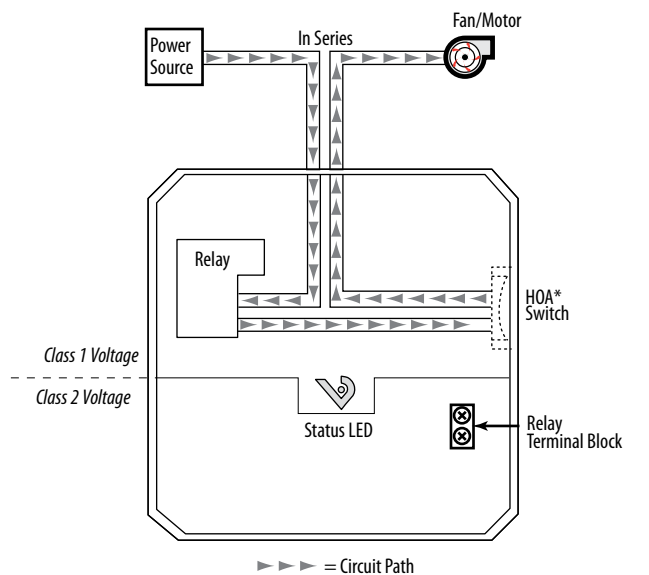
### DESCRIPTION

The **Hawkeye 40 Series** combines a switching relay and a Hand-Off-Auto switch\*\* into a single nipple-mounted housing. The low voltage and line voltage wires are functionally separated from each other. A hinged lid on the low voltage side allows easy relay connection and trip point adjustment, while the high voltage side is closed for added safety. The H40 connects in-series between the power source, motor, and relay. The HOA switch controls the on/off functioning of the motor.

### APPLICATIONS

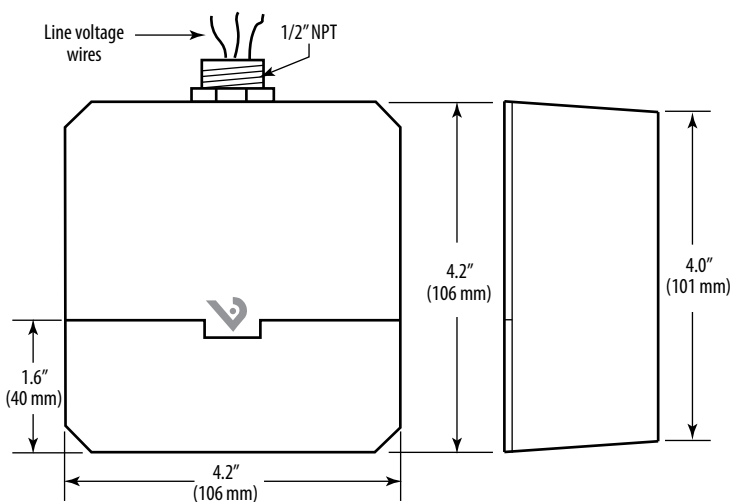
- Monitoring status and controlling small motor loads that are not driven by a motor starter or contactor
  - Exhaust fans
  - Unit ventilators
  - Fan terminal units
  - Fan coil units
  - Recirculating pumps

## WIRING DIAGRAM

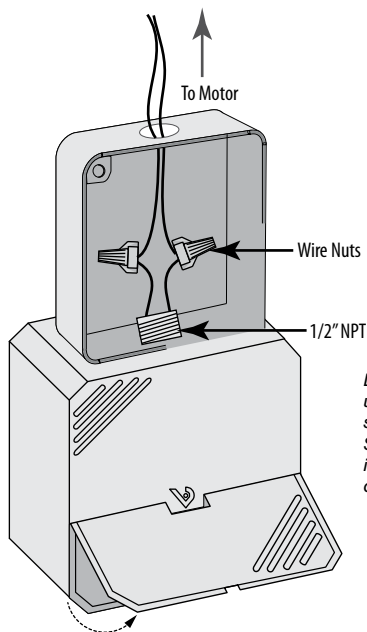


\*Some Models

## DIMENSIONAL DRAWINGS



## MOUNTING OPTIONS



Low voltage side unlatches and cover swings open. The H40 Series can be mounted in any convenient orientation.

## ORDERING INFORMATION



MODEL	AMPERAGE RANGE	STATUS OUTPUT	TRIP POINT	RELAY	RELAY COIL	HOA SWITCH	UL	RoHS
H40NEXA	0.25 - 16A	Relay only		SPST, N.O	24VDC 45mA nom. 24VAC 78mA nom.	●	●	●
H40MEXX	0.25 - 16A	Relay only		SPST, FS N.O. or N.C.	24VDC 45mA nom. 24VAC 78mA nom.		●	●
H40BAXA	0.25 - 10A	Relay only		SPST, N.O	10-30VAC@24-38mA 10-30VDC@10-16mA	●	●	●
H40AAXX	0.25 - 10A	Relay only		SPST, FS N.O. or N.C.	10-30VAC@24-38mA 10-30VDC@10-16mA		●	●