



# Field Mount Motor Control Device

## H5xx Series



### SPECIFICATIONS



<b>Sensor Power</b>	Induced from monitored conductor
<b>Frequency Range</b>	50/60 Hz
<b>Humidity Range</b>	10-90% RH non-condensing
<b>Temperature Range</b>	-15° to 50°C (5° to 122°F)
<b>Terminal Block Wire Size</b>	24-14 AWG (0.2 to 2.1 mm <sup>2</sup> )
<b>Terminal Block Torque</b>	3.5 to 4.4 in-lbs (0.4 to 0.5 N-m)
<b>Agency Approvals</b>	UL 508 closed type device listing, CAT III, pollution degree 2, basic insulation

Do not use the LED status indicators as evidence of applied voltage.

### RELAY CONTACT RATINGS

#### SPDT (NS) Models

Resistive.....15A@277VAC

Motor.....1HP@120VAC

1.5HP@277VAC

#### SPST (HOA) Models

Resistive.....15A@250VAC

Motor.....1HP@120VAC

### TYPICAL COIL PERFORMANCE

Voltage	AC	DC
24V .....	36mA	36mA

## Combination Switching Relay, Current Status Switch\*, and HOA Switch\*

### FEATURES

- Remote mounted current status sensor\* and command relay with or without HOA switch
- Combines status sensor\*, command relay, and HOA switch in a single series circuit...one line connection for three devices
- Remote mounted enclosure removes the need to cram multiple devices into a junction box
- HOA provides true relay control...ideal for troubleshooting control wiring
- SPST relay is field-selectable for N.O. or N.C. operation
- All models rated up to 1HP@120VAC, NS Versions 1HP@120VAC and 1.5HP@277VAC... one product for all fractional HP motor control and status applications
- Mounts directly on gang boxes, flush to existing enclosures or stand alone...maximum installation flexibility
- 5-year warranty

\*Some models

### DESCRIPTION

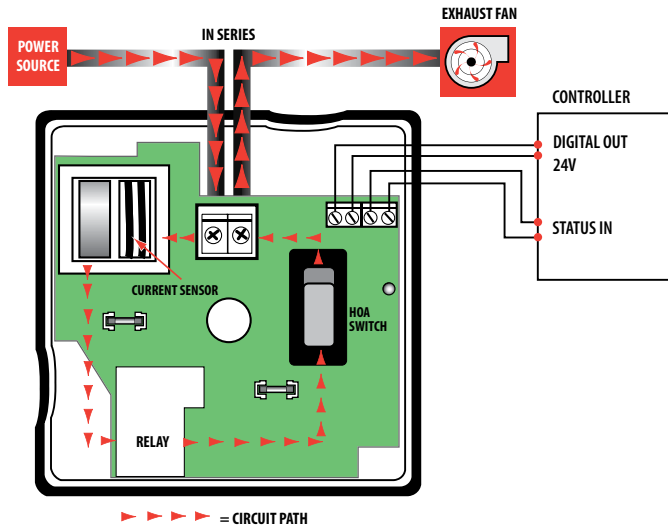
The **Hawkeye 5xx Series** combines an industrial grade load-switching relay, current status switch\*, and Hand-Off-Auto (HOA) switch\* in an easy-to-install remote enclosure, making the series ideal for monitoring, directly controlling, and troubleshooting the control wiring of fractional horsepower motors.

The relay, current sensor\*, and HOA switch\* are combined in a series circuit. Once an H5xx is wired in series between the power source and motor, all three components are installed. The housing provides physical separation and multiple wiring exits to isolate control and high voltage wiring. An H5xx can be mounted directly on 2- or 4-gang junction boxes, nipped to a field enclosure, or stand alone.

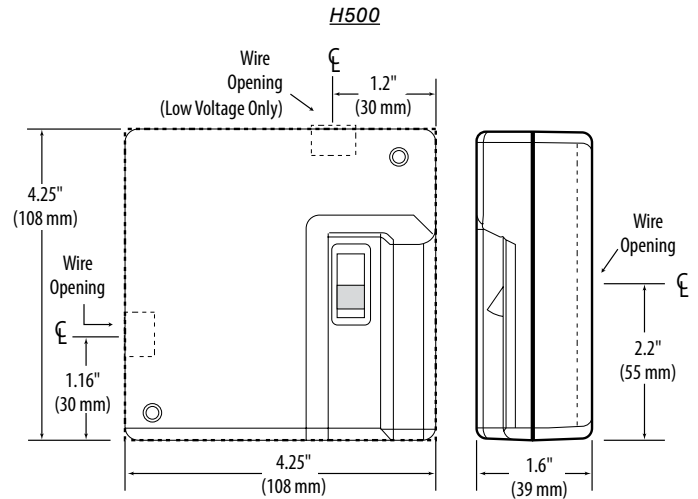
### APPLICATIONS

- Monitoring status and controlling small motor loads that are not driven by a motor starter or contactor
  - Exhaust fans
  - Unit ventilators
  - Fan terminal units
  - Fan coil units
  - Recirculating pumps

## WIRING DIAGRAM

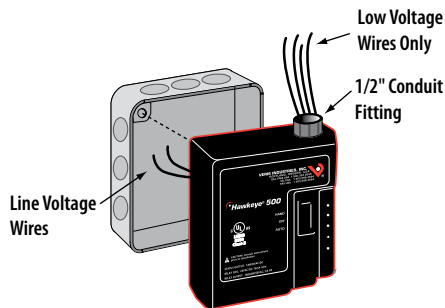


## DIMENSIONAL DRAWING

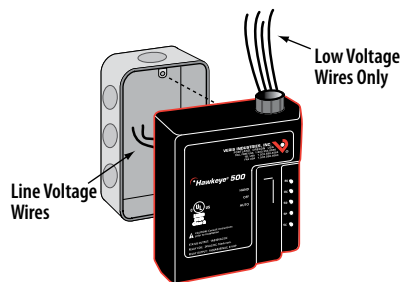


## MOUNTING OPTIONS

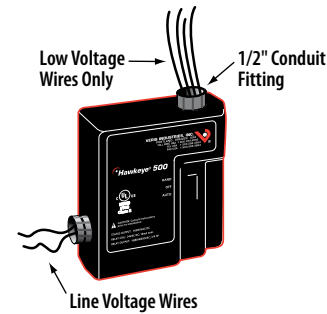
Mounts directly on 4-gang junction box



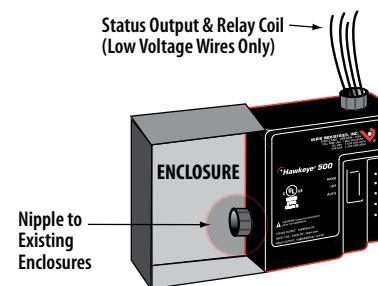
Mounts directly on 2-gang junction box



Mounts directly on wall or panel



Enclosure Mount



## ORDERING INFORMATION



MODEL	AMPERAGE RANGE	STATUS OUTPUT	TRIP POINT	RELAY	RELAY COIL	HOA SWITCH	STATUS LEDS	RELAY POWER LED	UL
H535	0.25 - 15A	Relay Only		SPST, Field-Selectable N.O./N.C.	24VAC/DC	●		●	●
H535NS	0.25 - 15A	Relay Only		SPDT				●	●
H540	0.25 - 15A	N. O., 1.0A@30VAC/DC	0.25A or less, Fixed	SPST, Field-Selectable N.O./N.C.		●		●	●
H540NS	0.25 - 15A	N. O., 1.0A@30VAC/DC	0.25A or less, Fixed	SPDT				●	●
H548	0.5 - 15A	N. O., 1.0A@30VAC/DC	0.5A or less, Adjustable	SPST, Field-Selectable N.O./N.C.		●	●	●	●
H548NS	0.5 - 15A	N. O., 1.0A@30VAC/DC	0.5A or less, Adjustable	SPDT			●	●	●

## ACCESSORIES

Ground bonding kit (AH10)