

Current Transducers: 4-20mA Analog Output

H721xC Series & H921



H721HC



H921



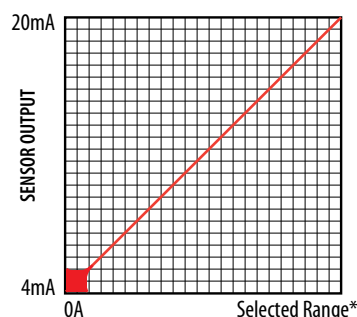
SPECIFICATIONS



Sensor Power	30mA (max)@12-30VDC
Insulation Class	600VAC RMS (UL), 300VAC RMS (CE)
Frequency	50/60 Hz
Temperature Range	-15° to 60°C (5° to 140°F)
Humidity Range	10-90% RH non-condensing
Accuracy	±2% F.S. from 10% to 100% of selected range, but not less than ±0.4A
Response Time	2 sec.
Terminal Block Wire Size	24-14 AWG (0.2 to 2.1 mm ²)
Terminal Block Torque	3.5 to 4.4 in-lbs (0.4 to 0.5 N-m)
Agency Approvals	UL 508 open device listing; CE: EN61010-1, CAT III, pollution degree 2, basic insulation

EXAMPLE LINEAR OUTPUT

Scale software as shown



SENSED AMPS

*Factory calibrated ranges selected with the amperage range switch

Load Trending With 4-20mA Output

FEATURES

- Power the sensor, and receive the signal with only two wires... lower cabling and commissioning costs than with traditional 3-wire sensors
- Self-gripping, split-core design for fast retrofit installation...no need to remove conductor (H921)
- Economical solid-core features adjustable bracket for easy alignment (H721 Series)
- Factory calibrated switch-selectable ranges for high resolution and installation ease
- Three field-selectable ranges per unit...fewer versions to choose from, stock, and install
- Removable mounting bracket for installation flexibility
- Bracket on H921 can be installed in three different configurations...added flexibility
- 100% solid state, no moving parts to fail
- 5-year warranty

DESCRIPTION

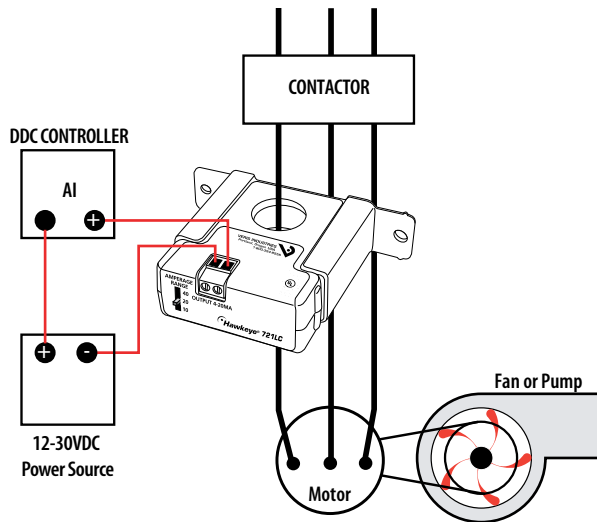
The **Hawkeye 721LC, 721HC, and 921** provide accurate load trending information with a proportional 4-20mA output signal. Preset slide-switches provide easy field setup of sensed amperage range with no need for jumpers.

APPLICATIONS

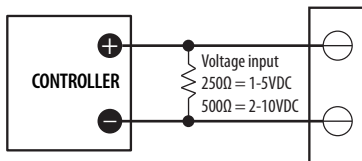
- Load trending
- Motor control
- Fan/Pump Status

WIRING DIAGRAMS

Monitoring Fan / Pump Motors for Positive Proof of Flow

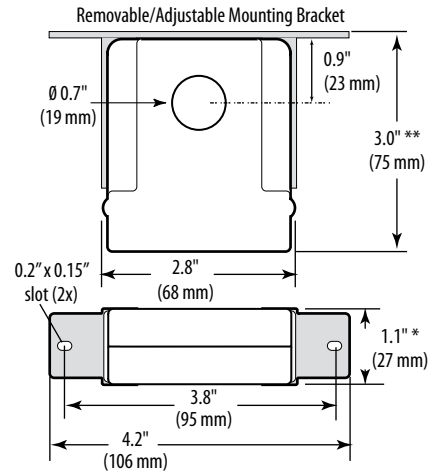


Voltage Output

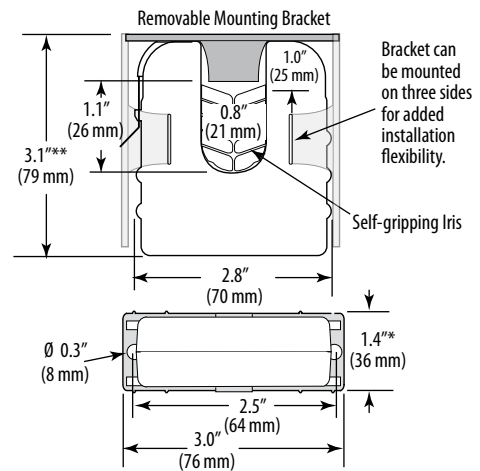


DIMENSIONAL DRAWINGS

H721LC/H721HC



H921



* Terminal block may extend up to 1/8" over the height dimensions shown.

** Slide switch may extend up to 1/4" over the height dimensions shown.

ORDERING INFORMATION



MODEL	AMPERAGE RANGE	SENSOR OUTPUT	HOUSING	UL	CE
H721LC	0 - 10/20/40A	4-20mA DC	Solid-Core	●	●
H721HC	0 - 50/100/200A		Solid-Core	●	●
H921	0 - 30/60/120A		Split-Core	● 1	●

1 Listed for use on 75°C insulated conductors.

Note: For 10-80 Hz applications, see the H720 VFD sensor.

ACCESSORIES


DIN Rail Clip Set (AH01)
DIN Rail (AV01) and DIN Stop Clip (AV02)



AH01



AV01



AV02